



Metric Standoff Insulators

Standoff insulators are molded of UL®-recognized flame and track-resistant bulk molding compound. They feature shatter resistance and closer height tolerances than typical porcelain insulators.

These insulators are intended for low voltage (600V and below) use indoors or in suitable protective enclosures outdoors. Moist or dirty conditions may require de-rating the suggested voltage.

UL Recognition

All insulators are molded from UL-recognized molding materials (UL file E 23525). When submitting your equipment to UL, you may need to furnish the molding material grade number used for a particular insulator. This information is available from Röchling Glastic Composites. All of the molding materials used in our insulators have a generic relative thermal index of 130°C electrical/130°C mechanical. 1603, 2017, 1463, 1874 and 2165 insulators are UL-recognized according to UL standard for safety 891 (UL file E81713).

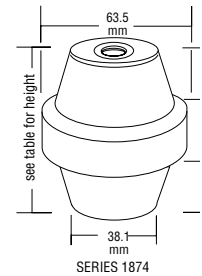
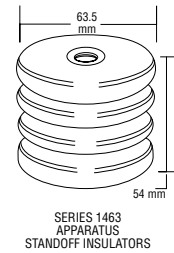
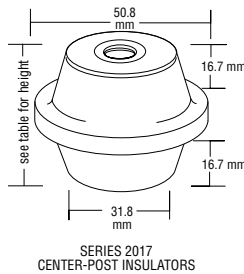
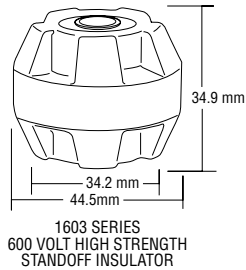
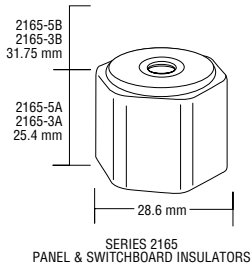
Cantilever Strength

One end of the insulator is bolted to a flat plate and a force is applied to the insert on the other end in a direction parallel to the end at a distance from the plate equal to the insulator height.

Torque Strength

One end of the insulator is bolted to a flat plate and a normal steel bolt is tightened into the insert on the other end with a torque wrench.





Metric Standoff Insulators

Part No.	Height	Thread Size	Voltage	Short Time	Tensile Strength (Lbs.)	Cantilever Strength (Lbs.)		Torque	Arc	UL Subject 94 Flame Resistance	Height	Creep Distance (In.)	Insert	Track
2165-5A	25MM	M6	600	18.6	1,000	400	8,000	12	180	94 V-0	±.015	1 $\frac{5}{8}$ + Insulator Height	Brass	600
2165-3A	25MM	M6	600	18.6	1,000	400	8,000	12	180	94 V-0	±.015	1 $\frac{5}{8}$ + Insulator Height	Alum.	600
2165-5B	32MM	M6	600	-	1,000	400	8,000	12	180	94 V-0	±.015	1 $\frac{5}{8}$ + Insulator Height	Brass	600
2165-3B	32MM	M6	600	-	1,000	400	8,000	12	180	94 V-0	±.015	1 $\frac{5}{8}$ + Insulator Height	Alum.	600
1603-408	35MM	M8	600	10.0	2,000	1,500	20,000	25	180	94 V-0	±.015	1 $\frac{5}{8}$ + Insulator Height	Brass	600
1603-410	35MM	M10	600	10.0	5,000	1,800	20,000	30	180	94 V-0	±.015	1 $\frac{5}{8}$ + Insulator Height	Brass	600
2017-1A	38MM	M6	1500	-	2,000	1,750	20,000	40	180	94 V-0	±.015	1 $\frac{1}{4}$ + Insulator Height	Brass	600
2017-2A	38MM	M8	1500	-	2,000	1,750	20,000	40	180	94 V-0	±.015	1 $\frac{1}{4}$ + Insulator Height	Brass	600
2017-3A	38MM	M10	1500	-	2,000	1,750	20,000	40	180	94 V-0	±.015	1 $\frac{1}{4}$ + Insulator Height	Brass	600
2017-2B	45MM	M8	2000	-	2,000	1,750	20,000	40	180	94 V-0	±.015	1 $\frac{1}{4}$ + Insulator Height	Brass	600
2017-3B	45MM	M10	2000	-	2,000	1,750	20,000	40	180	94 V-0	±.015	1 $\frac{1}{4}$ + Insulator Height	Brass	600
2017-2C	50MM	M8	2300	-	2,000	1,750	20,000	40	180	94 V-0	±.015	1 $\frac{1}{4}$ + Insulator Height	Brass	600
2017-3C	50MM	M10	2300	43.1	2,000	1,750	20,000	40	180	94 V-0	±.015	1 $\frac{1}{4}$ + Insulator Height	Brass	600
2017-4C	50MM	M12	2300	-	2,000	1,750	20,000	40	180	94 V-0	±.015	1 $\frac{1}{4}$ + Insulator Height	Brass	600
2017-3D	56MM	M10	2700	-	2,000	1,750	20,000	40	180	94 V-0	±.015	1 $\frac{1}{4}$ + Insulator Height	Brass	600
2017-4D	56MM	M12	2700	-	2,000	1,750	20,000	40	180	94 V-0	±.015	1 $\frac{1}{4}$ + Insulator Height	Brass	600
1463-1A	53MM	M10	2500	49.3	3,000	3,500	60,000	50	180	94 V-0	±.015	3 $\frac{1}{2}$ + Insulator Height	Brass	600
1463-1B	53MM	M12	2500	27.9	3,000	3,500	60,000	50	180	94 V-0	±.015	3 $\frac{1}{2}$ + Insulator Height	Brass	600
1463-1C	53MM	M16	2500	21.0	3,000	3,500	60,000	50	180	94 V-0	±.015	3 $\frac{1}{2}$ + Insulator Height	Brass	600
1874-1A	63MM	M10	3200	51.4	2,500	3,000	60,000	50	180	94 V-0	±.015	5 $\frac{1}{16}$ + Insulator Height	Brass	600
1874-2A	63MM	M12	3200	51.4	2,500	3,000	60,000	50	180	94 V-0	±.015	5 $\frac{1}{16}$ + Insulator Height	Brass	600
1874-3F	66MM	M16	3400	33.4	2,500	3,000	60,000	50	180	94 V-0	±.015	5 $\frac{1}{16}$ + Insulator Height	Brass	600
1874-1B	70MM	M10	3600	33.4	2,500	3,000	60,000	50	180	94 V-0	±.015	5 $\frac{1}{16}$ + Insulator Height	Brass	600
1874-2B	70MM	M12	3600	33.4	2,500	3,000	60,000	50	180	94 V-0	±.015	5 $\frac{1}{16}$ + Insulator Height	Brass	600
1874-1C	75MM	M10	4100	-	2,500	3,000	60,000	50	180	94 V-0	±.015	5 $\frac{1}{16}$ + Insulator Height	Brass	600
1874-2C	75MM	M12	4100	-	2,500	3,000	60,000	50	180	94 V-0	±.015	5 $\frac{1}{16}$ + Insulator Height	Brass	600
1874-1D	81MM	M10	4500	43.1	2,500	3,000	60,000	50	180	94 V-0	±.015	5 $\frac{1}{16}$ + Insulator Height	Brass	600
1874-2D	81MM	M12	4500	43.1	2,500	3,000	60,000	50	180	94 V-0	±.015	5 $\frac{1}{16}$ + Insulator Height	Brass	600
1874-1E	87MM	M10	5000	55.2	2,500	3,000	60,000	50	180	94 V-0	±.015	5 $\frac{1}{16}$ + Insulator Height	Brass	600
1874-2E	87MM	M12	5000	55.2	2,500	3,000	60,000	50	180	94 V-0	±.015	5 $\frac{1}{16}$ + Insulator Height	Brass	600
1874-3E	87MM	M16	5000	55.2	2,500	3,000	60,000	50	180	94 V-0	±.015	5 $\frac{1}{16}$ + Insulator Height	Brass	600

Mar-Bal, Incorporated

5400 Reserve Way • Dublin, VA 24084 USA • Tel: 540-674-5320 • Fax: 540-674-5328 • www.mar-bal.com

All of the information, suggestions, and recommendations pertaining to the properties and uses of the Glastic products described herein are based upon tests and data believed to be accurate; however, the final determination regarding the suitability of any material described herein for the use contemplated, the manner of such use, and whether the use infringes any patents is the sole responsibility of the user. THERE IS NO WARRANTY, EXPRESS OR IMPLIED, INCLUDING, WITHOUT LIMITATION WARRANTY OF MERCHANTABILITY OR FITNESS FOR A PARTICULAR PURPOSE. Under no circumstances shall we be liable for incidental or consequential loss or damage.

Glastic® is a registered trademark of Röchling Glastic Composites. UL® is a registered trademark of Underwriters Laboratories, Inc.

©2012 Mar-Bal, Incorporated. All Rights Reserved. Printed in USA.